

Safety Notes:

- ▶ Do not install or adjust 4U2C while driving.
- ▶ Do not perform installation of 4U2C with your baby in the car seat.
- ▶ Do not install 4U2C in such a way as to obstruct your view of following traffic.
- ▶ For Van and SUV installations, locate the Top Pad 1 or 2 inches closer to the rear of the vehicle than the Footpad. This will minimize the chance of 4U2C coming loose in the event of an accident.
- ▶ Before each trip with an infant, always check the security of 4U2C and car seat.

Installation of 4U2C

- ▶ Grip the Support Tube of 4U2C in your right hand near the Footpad with the mirror facing you.
- ▶ Place the Footpad on top of the back seat backrest with the Top Pad toward the roof of the vehicle.
- ▶ Push down gently on the Footpad compressing the backrest slightly.
- ▶ Grasp the Telescoping Mast with your left hand and raise the Mast until the Top Pad firmly contacts the headliner (see Figure 2 for Van & SUV installations or Figure 3 for Passenger Car installations).
- ▶ If Telescoping Mast does not lock firmly in place, apply more downward pressure on the Footpad (still raising Telescoping Mast) until the Auto Locking Clip snaps into place.
- ▶ Loosen Wing Nut on Support Tube Clamp and adjust mirror for best view of infant seat. To adjust height, rotate Mirror Bracket to clear Mirror Stops and slide up or down.
- ▶ Tighten Wing Nut and double check security of 4U2C installation.
- ▶ To remove 4U2C from vehicle: press end of Auto Locking Clip toward Support Tube and lower Mast.

Figure 1
4U2C Child Seat Mirror

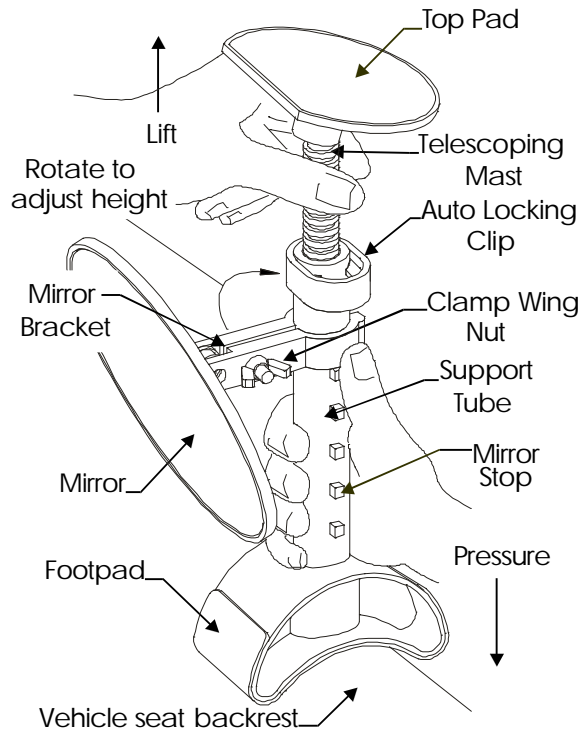


Figure 2
Van & SUV Installation

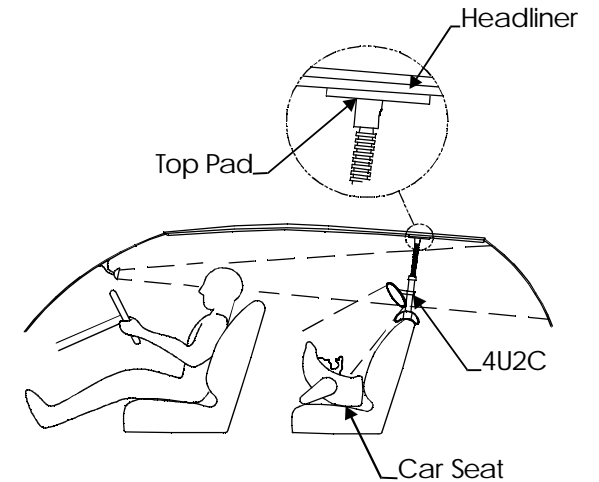
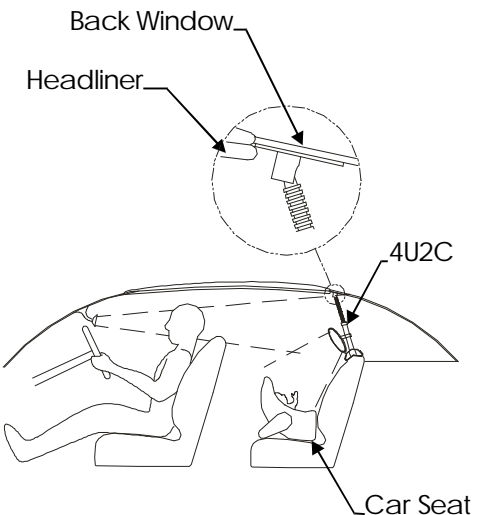


Figure 3
Passenger Car Installation



PARENT PRODUCTS CORPORATION
DISCLAIMER OF WARRANTY AND LIMITATION OF DAMAGES

1. DISCLAIMER. THIS PRODUCT IS BEING SOLD BY PARENT PRODUCTS CORPORATION ("PPC") "AS IS" WITH NO WARRANTIES OF ANY KIND, EXPRESS OR IMPLIED. ANY WARRANTY NOT PROVIDED HEREIN, AND ANY REMEDY WHICH, BUT FOR THIS PROVISION, MIGHT ARISE BY IMPLICATION OR OPERATION OF LAW, IS HEREBY EXCLUDED AND DISCLAIMED. THE IMPLIED WARRANTIES OF MERCHANTABILITY AND OF FITNESS FOR ANY PARTICULAR PURPOSE HEREIN ARE EXPRESSLY DISCLAIMED. THE PRODUCT HAS NOT BEEN CRASHTESTED, AND PPC MAKES NO WARRANTIES CONCERNING THE PRODUCT'S CRASHWORTHINESS.

2. NO LIABILITY FOR INCIDENTAL, SPECIAL OR CONSEQUENTIAL DAMAGES. UNDER NO CIRCUMSTANCES SHALL PPC OR ANY RELATED PARTY BE LIABLE TO PURCHASER OR ANY OTHER PERSON FOR ANY INCIDENTAL, SPECIAL OR CONSEQUENTIAL DAMAGES, WHETHER ARISING OUT OF NEGLIGENCE, BREACH OF WARRANTY, BREACH OF CONTRACT, OR OTHERWISE.

3. STATE LAW. SOME STATES DO NOT ALLOW TIME LIMITATIONS ON IMPLIED WARRANTIES, OR THE EXCLUSION OR LIMITATION OF INCIDENTAL, SPECIAL OR CONSEQUENTIAL DAMAGES. THE ABOVE LIMITATIONS MAY NOT THEREFORE APPLY TO YOU. IN SUCH STATES, PPC'S LIABILITY IS LIMITED TO THE GREATEST EXTENT PERMITTED BY APPLICABLE LAW.